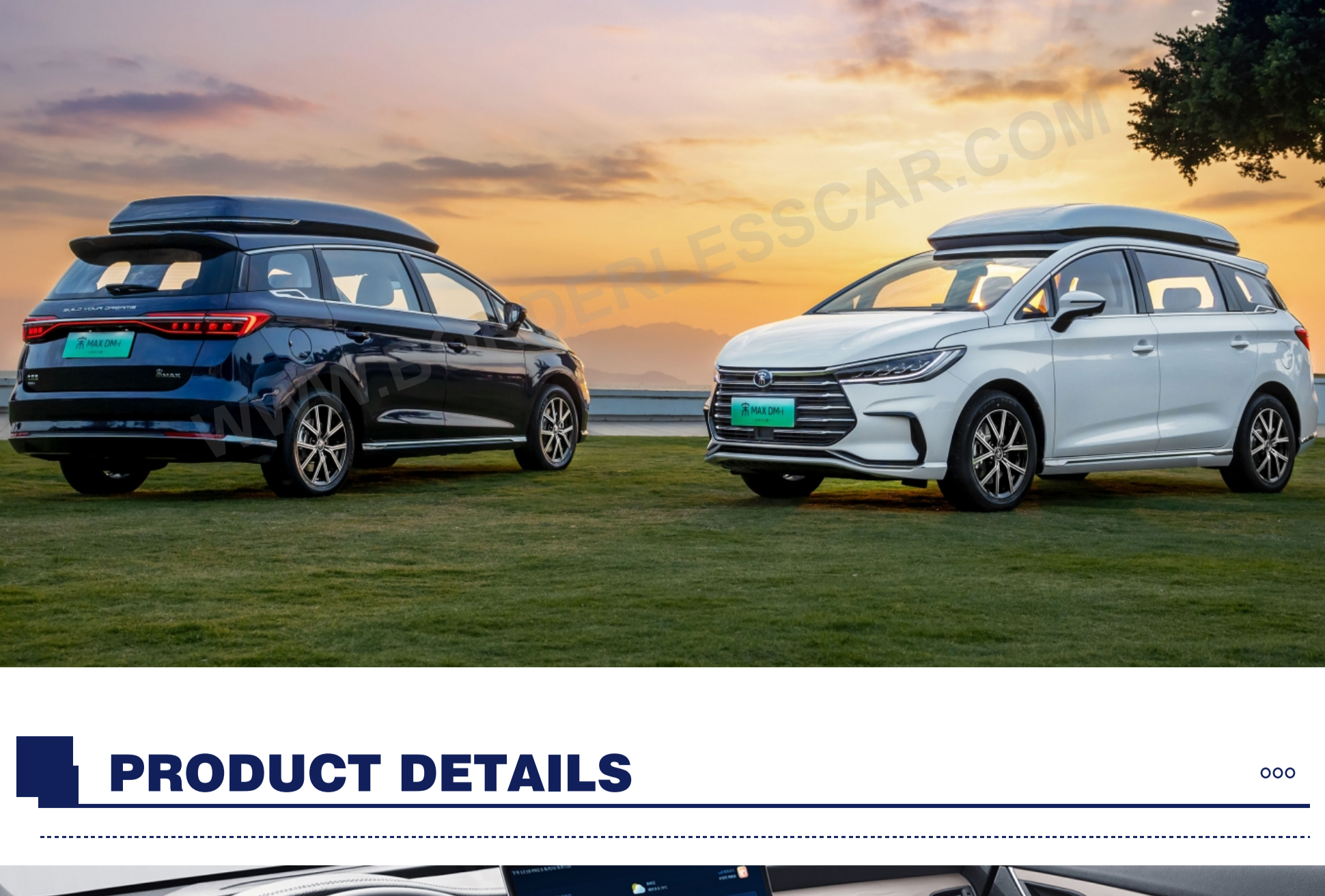



BYD • SONG MAX DM-i




**PRODUCT DETAILS**

000



**EXTERIOR COLOR OPTIONS**

000



Blue



White

**BODY SIZE**

000



**PARAMETER**

000

BYD Song Max DM-i					
Standard configuration - none	1.5L_51KM_Luxury Type	1.5L_51KM_Premium Type	1.5L_105KM_Honorable Type	1.5L_105KM_Flagship Type	1.5L_105KM_Administrative Edition
<b>Basic Information</b>					
Manufacturer	BYD-New Energy				
Level	Compact MPV				
Energy type	Plug-in hybrid				
WLTC pure electric range [km]	43			85	
NEDC pure electric range [km]	51			105	
Fast charging time[h]	-			0.5	
Slow charging time[h]	2.5			5.5	
Engine	1.5L 110 HP L4				
Maximum power/maximum torque	81kW/135N·m				
Gearbox	180	Electronic continuously variable transmission (E-CVT)			197
Length*width*height[mm]	4710*1810*1690	4710*1810*1880	4710*1810*1690	4710*1810*1690	4710*1810*1880
Body structure	5-door, 7-seater MPV	5-door, 6-seater MPV		5-door, 7-seater MPV	5-door, 6-seater MPV
Maximum speed [km/h]	160				
Official 0-100km/h acceleration [s]	8.5			7.9	
WLTC comprehensive fuel consumption [L/100km]				4.5	
Fuel consumption in low power state [L/100km]	5.3			5.4	
<b>Body</b>					
Length[mm]	4710				
Width[mm]	1810				
Height[mm]	1690	1880		1690	1880
Wheelbase [mm]	2785				
Front wheelbase [mm]	1540				
Rear wheelbase [mm]	1530				
Car door opening method	Swing door				
Number of doors	5				
Number of seats	7	6		7	6
Approach angle [°]	15				
Departure angle [°]	16				
Minimum turning radius [m]	5.8				
Fuel tank volume [L]	52				
Official trunk volume [L]	652				
Curb weight [kg]	1715			1807	
Full load mass [kg]	2240			2332	
<b>Engine</b>					
Engine model	BYD472QA				
Displacement [mL]	1498				
Displacement[L]	1.5				
Intake form	Inhale naturally				
Engine layout	Horizontal				
Cylinder arrangement	L				
Number of cylinders	4				
Number of valves per cylinder [number]	4				
Air Supply	DOHC				
Maximum power [kW]	81				
Maximum horsepower [Ps]	110				
Maximum power speed [rpm]	6000				
Maximum torque [N·m]	135				
Maximum torque speed [rpm]	4500				
Maximum net power [kW]	78				
Fuel grade	No. 92				
Fuel supply method	Multi-point EFI				
Cylinder head material	Aluminum alloy				
Cylinder material	Aluminum alloy				
<b>Electric motor</b>					
Number of drive motors	Single motor				
Motor layout	Prefix				
Motor type	Permanent magnet synchronization				
Total motor power [kW]	132			145	
Total motor horsepower [Ps]	180			197	
Motor total torque [N·m]	316			325	
Maximum power of front electric motor [kW]	132			145	
Maximum torque of front electric motor [N·m]	316			325	
<b>Battery/recharge</b>					
Battery Type	Lithium iron phosphate battery				
Battery brand	BYD				
Battery temperature management	● Low temperature heating ● Liquid cooling				
WLTC pure electric range [km]	43			85	
NEDC pure electric range [km]	51			105	
Battery power [kW]	8.3			18.3	
Electricity consumption per 100 kilometers [kWh/100km]	19.8			15.5	
Vehicle charging port	● Slow charging port		● Slow charging port ● Fast charging port		
Slow charging port location			● Right rear side of car		
Fast charging power [kW]	-			18	
Fast charging time [min]	-			30	
Fast charging time [h]	-			0.5	
Slow charging time [h]	2.5			5.5	
Home charging pile	-			●	
Car charging gun	-			●	
External discharge function	-			●	
External discharge power	-			● 3.3kW	
<b>Gearbox</b>					
Gearbox description	E-CVT continuously variable transmission				
Gearbox type	Electronic continuously variable transmission (E-CVT)				
<b>Chassis/steering</b>					
Drive form	Front wheel drive				
Front suspension type	MacPherson independent suspension				
Rear suspension type	Torsion beam non-independent suspension				
Assist type	electric assist				
Body structure	Load-bearing				
<b>Wheel brake</b>					
Front brake type	● Ventilated disc type				
Rear brake type	● Solid disc type				
Parking brake type	Electronic parking				
Rear tire specifications	● 225/55 R17				
Spare tire	● 225/55 R17				
	● No spare tire				
<b>Active safety</b>					
ABS anti-lock	●				
Braking force distribution (EBD/CBC, etc.)	●				
Brake assist (BA/EBA/BAS, etc.)	●				
Traction control (ASR/TCS/TRC, etc.)	●				
Body stability control (ESP/DSC/VSC, etc.)	●				
Seat belt not fastened reminder	● First row				
Tire pressure monitoring	● Tire pressure display				
<b>Passive safety</b>					
Main driver airbag	●				
Passenger airbag	●				
First row side airbag	●				
Side curtain airbags	●				
Child seat interface	●				
<b>Auxiliary/control configuration</b>					
Rear parking radar	●				
Driving assistance images	● 360-degree panoramic image				
Chassis perspective	●				
Cruise system	● Cruise control	● Full-speed adaptive cruise	● Cruise control	● Full-speed adaptive cruise	
Driving mode selection	● Sport ● Economy ● Standard/Comfortable ● Snow				
Remote control parking	●				
Automatic parking	●				
Hill assist	●				
<b>Assisted driving functions</b>					
Lane Departure Warning (LDW)	-	●	-	-	●
Lane Keeping (LKAS)	-	●	-	-	●
Road traffic sign recognition	-	●	-	-	●
Forward collision warning	-	●	-	-	●
Active braking	-	●	-	-	●
<b>Assisted driving hardware</b>					
Driving assistance level	-	● L1/2	-	-	● L2
Assisted driving system	-	● DiPilot	-	-	● DiPilot
Millimeter wave radar	-	● 1	-	-	● 1
Ultrasonic radar	● The last 4			● 1	
Front sensing camera type	-	● Monocular	-	-	● Monocular
Surround camera	-	● 1	-	-	● 1
Surround camera	-		-	-	● 4
<b>External configuration</b>					
Skylight type	● Single skylight	-	● Single skylight	● Panoramic sunroof cannot be opened	-
Rim material			● Aluminum alloy		
Roof rack	●				
Key type			● Remote control key	● Bluetooth key	● NFC/RFID key
Keyless start				● First row	
Keyless entry					
Electric tailgate					
Tailgate position memory					●
Low speed driving warning sound					●
Steering wheel material				● Cortex	
Steering wheel adjustment				● Manual up and down + front and rear adjustment	
Shift pattern				Electronic gear shift	
Multifunction steering wheel				●	
Trip computer display				● Color	
Instrument screen size [inches]			● 5		● 8
Built-in driving recorder	-	●	-	-	●
Mobile phone wireless charging	-	● First row	-	-	● First row
<b>Seat configuration</b>					
Seat material				● Imitation leather	
Electric driver's seat adjustment				● Electric adjustment	
Passenger seat electric adjustment	-	● Electric adjustment	-		● Electric adjustment
Driver's seat adjustment method	● Front and rear adjustment ● Backrest adjustment ● Height adjustment (2-way)				
Passenger seat adjustment method	● Fore and aft adjustment ● Backrest adjustment				
Second row seat adjustment method	● Fore and aft adjustment ● Backrest adjustment				
Center armrest				● First row ● Second row	
Rear seat folding method	● 2+3+2	● 2+2+2	● 2+3+2	● 2+3+2	● 2+2+2
Rear cup holder	● Second row			● Scale down	
				● Second row	
<b>Car/Internet</b>					
Central control color screen	● Touch LCD screen				
Central control screen size [inch]	● 12.8				
Vehicle system	●				
Car chip	DiLink				
Vehicle system storage [GB]	Qualcomm Snapdragon 6125				
Vehicle system storage [GB]	● 6				
Vehicle-to-machine network	● 64				
OTA upgrade	● 4G				
	● 4G				
<b>Media entertainment</b>					
Car APP application market	●				
Multimedia/charging interface	● USB	● USB ● SD	● USB	● USB ● SD	
Number of USB/Type-C interfaces	● 2 people in the front row/2 people in the back row				
Number of speakers	● 6				
<b>Light function</b>					
Low beam light source	● LED				
High beam light source	● LED				
Lighting features	● Matrix				
LED daytime running lights	●				
Headlight function	● Height adjustment ● Automatic opening and closing ● Adaptive high and low beam ● Delayed closing	● Height adjustment ● Automatic opening and closing ● Adaptive high and low beam ● Delayed shutdown	● Automatic opening and closing ● Adaptive high and low beam ● Delayed closing	● Automatic opening and closing ● Adaptive high and low beam ● Delayed shutdown	● Height adjustment ● Automatic opening and closing ● Adaptive high and low beam ● Delayed shutdown
Car interior ambient light	-	● Single color	-	-	● Single color
<b>Class/rear view mirror</b>					
First row electric windows	●				
Second row power windows	●				
One-click lifting and lowering of windows	● The whole car				
Window anti-pinch function	● The whole car				
Exterior rearview mirror function	● Electric adjustment ● Heated rearview mirror ● Automatic folding ● Automatic folding when the car is locked				
Interior rearview mirror function	● Manual anti-glare				
Car vanity mirror	● Main driver + lighting ● Co-pilot + lighting				
Rear wiper	●				
<b>Air conditioning/refrigeration</b>					
First row air conditioner	● Dual-temperature zone automatic air conditioning				
Second row air conditioner	● Manual air conditioner				
Air quality monitoring	●				
In-car PM2.5 filter device	●				
Car air purifier	●				

**Statement:**  
All content in this product catalog is subject to the latest real vehicle configuration, please contact the salesperson for details.

